


1st Flight

2017 Spring Men's League Points


	Week 1	Week 2	Week 3	Week 4	Week 5	Week 6	Week 7	Week 8	Week 9	Week 10	Subtotal	Total
Team 1 <i>Blake Wittrock</i>	4.5	5.0	5.5	5.5	4.5	4.0	7.0	6.0	4.0	1.5	47.5	91.5
<i>Brian Riley</i>	4.5	1.5	3.5	6.5	6.0	6.5	4.0	4.0	4.0	2.5	43.0	
Team 2 <i>Matt Wehr</i>	5.0	2.5	3.0	4.0	4.5	6.5	3.5	5.5	5.0	7.5	47.0	99.0
<i>Matt Sandy</i>	3.5	3.5	5.0	8.0	3.0	4.0	5.5	5.5	5.5	5.5	49.0	
Team 3 <i>Kurt Moyer</i>	6.0	6.5	3.5	5.0	4.5	6.0	5.5	5.0	7.0	7.0	56.0	107.5
<i>Mike Kenny</i>	3.0	5.5	5.5	6.0	7.5	4.0	3.5	3.0	4.0	6.5	48.5	
Team 4 <i>Matt Craigmile</i>	4.5	5.0	6.0	4.0	4.0	2.5	4.5	3.5	2.0	4.0	40.0	79.0
<i>Reed Johnson</i>	4.5	3.5	4.0	3.0	3.5	5.0	3.5	3.5	5.0	3.5	39.0	
Team 5 <i>Neil Berns</i>	6.0	7.5	3.5	1.0	5.5	5.0	2.0	5.5	3.5	5.5	45.0	95.5
<i>Trent Johnson</i>	3.0	4.0	7.5	5.0	5.0	3.0	5.0	6.0	4.0	5.0	47.5	
Team 6 <i>Jake Moline</i>	4.0	4.0	5.5	3.5	4.5	2.5	4.5	3.0	5.0	2.5	39.0	77.5
<i>Mike Larson</i>	5.5	5.5	1.5	2.5	1.5	5.0	5.5	3.5	5.0	2.0	37.5	



2nd Flight

2017 Spring Men's League Points


		Week 1	Week 2	Week 3	Week 4	Week 5	Week 6	Week 7	Week 8	Week 9	Week 10	Subtotal	Total
Team 1	<i>Pat Vaughan</i>	6.5	3.5	2.0	4.0	3.0	6.5	4.5	4.0	5.0	5.5	44.5	90.0
	<i>Noah Johnson</i>	5.5	4.0	5.5	4.5	3.5	3.5	6.0	3.0	4.5	4.5	44.5	
Team 2	<i>Ron Caravan</i>	4.5	6.0	6.5	4.5	4.0	5.0	3.5	4.5	4.5	6.5	49.5	108.5
	<i>Steve Teske</i>	7.5	6.5	5.5	5.0	5.0	6.5	5.5	3.5	4.0	6.0	55.0	
Team 3	<i>Tim Trueblood</i>	4.5	5.0	3.5	6.0	3.0	4.0	6.0	6.0	5.5	4.0	47.5	100.0
	<i>Bob Stopek</i>	1.5	3.5	7.0	7.0	7.5	2.5	4.5	5.0	6.5	4.5	49.5	
Team 4	<i>Curtis Giesking</i>	1.0	5.0	4.5	3.0	5.0	4.0	3.0	6.0	3.5	2.5	37.5	79.5
	<i>Dustin Schmelzle</i>	4.0	5.5	5.0	2.0	4.0	4.0	4.5	5.5	2.5	3.0	40.0	
Team 5	<i>Clint Luellen</i>	8.0	4.0	2.5	3.0	5.5	5.0	3.0	5.5	3.5	4.5	44.5	94.0
	<i>Austin Luellen</i>	5.0	5.5	3.5	5.5	6.0	5.0	4.5	4.5	3.5	3.5	46.5	
Team 6	<i>Pete Sullivan</i>	3.5	3.0	4.5	6.0	6.0	5.5	5.5	3.0	5.5	5.0	47.5	82.0
	<i>Chad Schwartz</i>	2.5	2.5	4.0	3.5	1.5	2.5	3.5	3.5	5.5	4.5	33.5	



3rd Flight

2017 Spring Men's League Points


	Week 1	Week 2	Week 3	Week 4	Week 5	Week 6	Week 7	Week 8	Week 9	Week 10	Subtotal	Total
Team 1 <i>Andy Krech</i>	3.5	3.5	6.0	2.5	1.0	5.5	4.5	6.5	5.5	3.5	42.0	88.5
<i>Matt Jones</i>	4.5	6.0	5.0	3.5	4.0	4.0	3.5	4.5	5.0	4.5	44.5	
Team 2 <i>Brett Jones</i>	4.0	4.0	3.0	3.5	2.5	5.5	7.0	4.5	3.0	4.5	41.5	86.5
<i>Brett Dietrich</i>	5.0	5.5	4.0	3.0	5.0	6.5	5.5	2.5	2.5	3.5	43.0	
Team 3 <i>Curt Wahlert</i>	5.0	2.5	7.5	6.5	3.0	2.5	6.0	3.5	3.5	2.0	42.0	84.5
<i>John Mears</i>	4.0	4.0	4.5	5.5	3.0	3.5	5.0	4.0	4.0	3.0	40.5	
Team 4 <i>Tony Ranniger</i>	8.5	6.5	2.5	6.0	8.0	4.5	3.0	3.5	6.5	5.5	54.5	103.0
<i>Pat Wilsbacher</i>	5.5	5.0	3.5	5.5	5.0	2.0	4.0	2.5	6.0	4.5	43.5	
Team 5 <i>Brian Curtin</i>	0.5	5.5	4.5	2.5	6.5	4.5	4.5	5.5	3.5	5.5	43.0	88.0
<i>Joe Hermann</i>	3.5	3.0	1.5	6.5	4.0	7.0	5.5	5.0	3.5	4.5	44.0	
Team 6 <i>Jim Reis</i>	5.5	5.0	6.5	2.5	6.0	5.0	3.5	5.5	5.5	7.0	52.0	106.5
<i>Casey Tierney</i>	4.5	3.5	5.5	6.5	6.0	3.5	2.0	6.5	5.5	6.0	49.5	



4th Flight

2017 Spring Men's League Points


	Week 1	Week 2	Week 3	Week 4	Week 5	Week 6	Week 7	Week 8	Week 9	Week 10	Subtotal	Total
Team 1 <i>Dick Albright</i>	5.0	2.5	5.5	7.0	3.5	7.0	5.0	6.0	1.5	4.5	47.5	89.0
<i>Fred Eby</i>	4.0	5.5	3.5	3.0	5.5	3.0	5.5	4.5	3.0	3.0	40.5	
Team 2 <i>Adam Hayworth</i>	3.5	6.5	6.5	6.0	4.0	6.0	4.0	2.0	5.0	4.5	48.0	89.5
<i>Tim Brewer</i>	6.0	3.5	2.0	3.0	3.5	2.5	3.5	7.0	5.5	4.0	40.5	
Team 3 <i>Drew Hill</i>	4.0	4.0	5.5	2.0	5.0	3.5	5.0	3.5	7.5	4.5	44.5	103.0
<i>Ryan Riesenberg</i>	8.0	4.0	4.5	6.0	5.5	5.5	4.5	7.5	6.0	5.0	56.5	
Team 4 <i>Paul Budreau</i>	5.5	5.0	3.5	2.5	2.5	3.0	4.0	3.0	2.0	2.0	33.0	81.0
<i>Shawn Patterson</i>	3.0	5.0	5.5	4.5	5.5	6.5	4.5	4.5	6.0	2.0	47.0	
Team 5 <i>Mark Weiser</i>	5.0	4.5	2.5	6.5	5.5	3.5	4.0	2.0	3.0	6.0	42.5	92.5
<i>Jerry Carrico</i>	1.0	5.5	7.0	4.5	3.5	5.5	4.5	7.0	7.0	4.5	50.0	
Team 6 <i>Eli Hohbach</i>	4.0	4.5	3.5	3.0	6.5	2.0	5.0	5.5	3.5	7.0	44.5	91.5
<i>Erik Skogerson</i>	5.0	3.5	4.5	6.0	3.5	6.0	4.5	1.5	4.5	7.0	46.0	



5th Flight

2017 Spring Men's League Points

		Week 1	Week 2	Week 3	Week 4	Week 5	Week 6	Week 7	Week 8	Week 9	Week 10	Subtotal	Total
Team 1	<i>Todd Parson</i>	4.5	4.5	3.5	4.5	4.0	3.0	5.0	2.5	7.5	4.0	43.0	88.0
	<i>Ben Johns</i>	3.5	3.0	7.0	4.0	7.0	7.5	3.5	2.0	3.5	4.0	45.0	
Team 2	<i>Sam Schumacher</i>	4.5	2.0	7.0	4.0	5.0	1.5	4.0	4.0	6.0	3.0	41.0	82.5
	<i>Tim Burns</i>	5.5	3.5	3.0	5.0	4.0	6.0	1.0	4.5	3.5	5.5	41.5	
Team 3	<i>Mike Engler</i>	5.0	4.5	7.0	5.0	5.0	4.0	4.0	6.5	3.0	6.0	50.0	99.0
	<i>Brian Stamer</i>	5.0	6.0	6.5	4.0	4.0	3.0	5.5	5.0	3.5	3.5	46.0	
Team 4	<i>Brad Campbell</i>	6.0	4.5	2.0	5.0	5.0	3.0	5.0	2.5	3.0	5.0	41.0	85.5
	<i>George Warford</i>	5.0	3.5	2.5	4.0	2.0	4.5	5.5	4.0	5.5	5.0	41.5	
Team 5	<i>Mike Bunkers</i>	3.0	7.0	2.0	4.0	4.0	4.5	5.0	6.5	6.0	5.5	47.5	112.0
	<i>Craig Snyder</i>	4.0	5.5	5.5	5.0	6.0	6.0	8.0	7.0	5.5	7.0	59.5	
Team 6	<i>Mark Jungman</i>	4.0	4.5	6.0	4.5	3.0	5.0	3.5	5.0	3.5	3.5	42.5	83.0
	<i>Nick Paulsen</i>	4.0	5.5	2.0	5.0	5.0	6.0	4.0	4.5	1.5	2.0	39.5	



6th Flight

2017 Spring Men's League Points

	Week 1	Week 2	Week 3	Week 4	Week 5	Week 6	Week 7	Week 8	Week 9	Week 10	Subtotal	Total
Team 1 <i>Austin Suiter</i>	6.0	4.0	4.5	4.0	6.0	6.0	6.0	6.0	3.5	4.0	50.0	97.5
<i>Nathan Boyenga</i>	3.0	3.5	3.5	6.5	5.5	6.5	3.0	4.0	5.5	4.5	45.5	
Team 2 <i>Ethan Gascho</i>	7.0	5.0	5.0	5.0	7.0	6.0	2.0	9.0	5.5	6.0	57.5	99.5
<i>Tim Schau</i>	6.5	6.0	5.5	2.5	2.0	4.5	1.0	3.5	3.5	4.0	39.0	
Team 3 <i>Tyler Huedepohl</i>	5.0	4.0	2.0	5.5	3.0	6.0	7.0	7.0	4.5	5.0	49.0	93.0
<i>Kevin Brodersen</i>	4.0	3.0	3.5	5.5	3.5	4.5	8.0	2.5	3.0	4.5	42.0	
Team 4 <i>Pat White</i>	2.0	3.5	4.5	3.5	3.0	3.0	4.0	3.0	4.5	5.5	36.5	81.5
<i>Lee Harvey</i>	2.5	2.5	5.5	3.5	6.0	4.5	6.5	5.0	6.0	3.0	45.0	
Team 5 <i>Darrell Bauman</i>	3.0	5.5	7.0	1.5	7.0	2.5	5.0	2.0	7.0	3.0	43.5	89.0
<i>Wayne Reisetter</i>	6.0	6.5	5.5	2.5	2.0	3.0	2.5	6.5	4.0	5.0	43.5	
Team 6 <i>Butch Ostrander</i>	4.0	5.0	4.0	7.5	6.0	3.0	3.0	0.0	2.0	3.5	38.0	90.5
<i>Lee Wahlert</i>	5.0	5.5	3.5	6.5	3.0	4.5	6.0	5.5	5.0	6.0	50.5	

