


1st Flight

2017 Spring Men's League Points

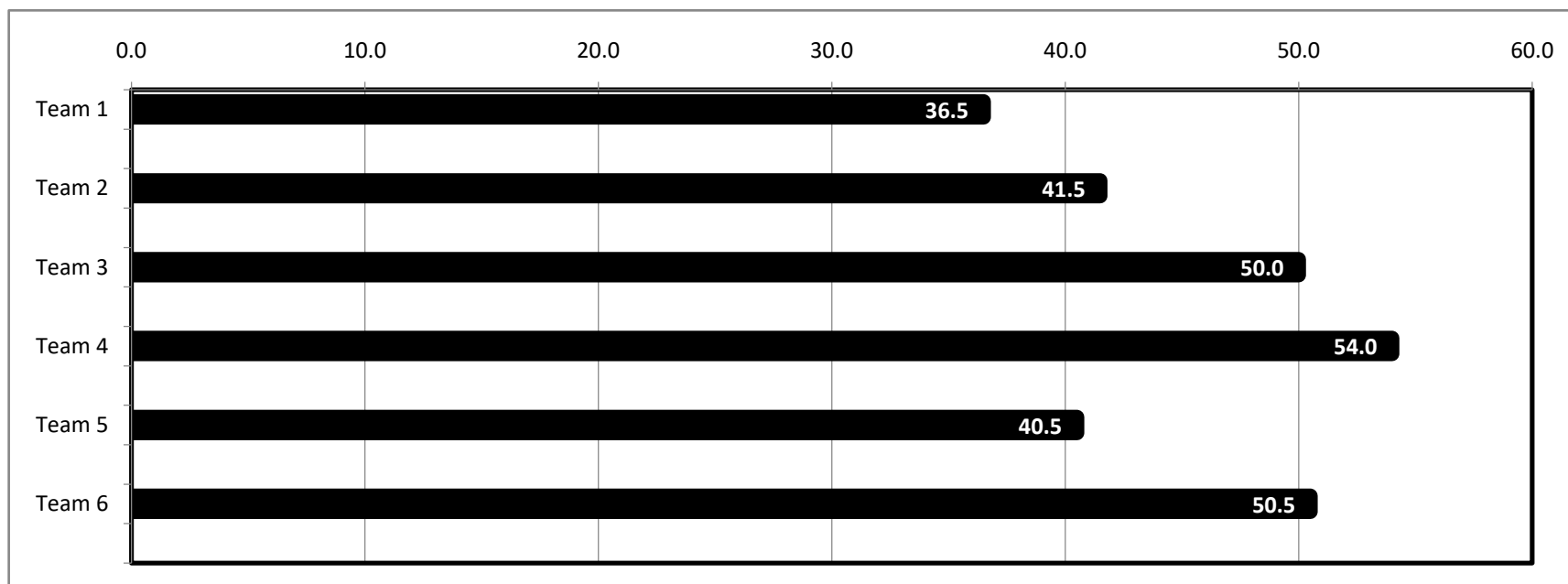
	Week 1	Week 2	Week 3	Week 4	Week 5	Week 6	Week 7	Week 8	Week 9	Week 10	Subtotal	Total
Team 1 Kurt Moyer	3.0	4.5	3.5	4.0	4.5						19.5	44.5
Mike Kenny	3.5	5.5	5.5	4.0	6.5						25.0	
Team 2 Ron Caravan	5.0	5.0	5.0	6.0	4.5						25.5	54.5
Steve Teske	5.5	4.0	7.0	7.0	2.5						26.0	
Team 3 Jim Reis	4.5	5.0	2.0	5.0	1.0						17.5	39.0
Casey Tierney	2.5	3.5	4.0	5.0	5.5						20.5	
Team 4 Drew Hill	4.5	4.0	3.5	6.0	6.5						24.5	49.0
Ryan Riesenberg	6.5	5.0	5.5	4.5	3.0						24.5	
Team 5 Mike Bunkers	4.0	4.5	3.5	3.0	3.5						18.5	43.5
Craig Snyder	3.5	3.5	5.5	4.5	8.0						25.0	
Team 6 Ethan Gascho	6.0	5.5	5.5	3.0	2.5						22.5	44.5
Tim Schau	5.5	4.0	3.5	2.0	6.0						21.0	



2nd Flight

2017 Spring Men's League Points

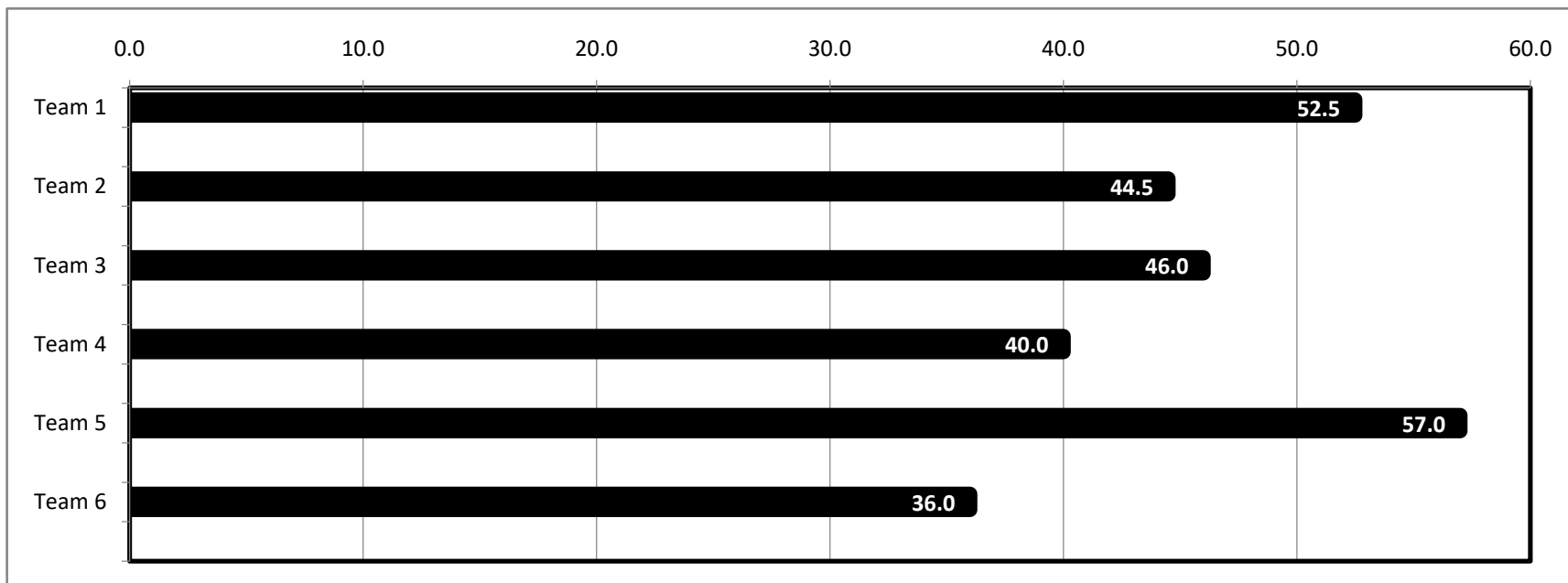
	Week 1	Week 2	Week 3	Week 4	Week 5	Week 6	Week 7	Week 8	Week 9	Week 10	Subtotal	Total
Team 1 <i>Matt Wehr</i>	5.0	6.0	3.0	1.5	6.0						21.5	36.5
<i>Matt Sandy</i>	3.0	0.5	4.5	5.0	2.0						15.0	
Team 2 <i>Tim Trueblood</i>	3.5	4.5	4.5	2.0	7.0						21.5	41.5
<i>Bob Stopek</i>	5.0	4.5	4.5	3.0	3.0						20.0	
Team 3 <i>Tony Ranniger</i>	3.0	6.0	4.5	7.5	4.0						25.0	50.0
<i>Pat Wilsbacher</i>	3.0	6.0	4.5	4.0	6.5						24.0	
Team 4 <i>Mark Weiser</i>	6.0	4.5	4.5	6.0	4.5						25.5	54.0
<i>Jerry Carrico</i>	6.0	4.5	6.0	4.5	6.5						27.5	
Team 5 <i>Mike Engler</i>	5.5	3.0	2.0	4.5	5.0						20.0	40.5
<i>Brian Stamer</i>	4.0	7.5	3.5	3.0	2.5						20.5	
Team 6 <i>Austin Suiter</i>	4.0	3.0	7.0	7.0	2.5						23.5	50.5
<i>Nathan Boyenga</i>	6.0	3.0	5.5	6.0	4.5						25.0	



3rd Flight

2017 Spring Men's League Points


	Week 1	Week 2	Week 3	Week 4	Week 5	Week 6	Week 7	Week 8	Week 9	Week 10	Subtotal	Total
Team 1 Neil Berns	5.0	6.5	6.0	5.0	4.5						27.0	52.5
Trent Johnson	5.0	4.5	4.5	5.5	4.0						23.5	
Team 2 Clint Luellen	3.0	5.5	4.5	5.5	5.0						23.5	44.5
Austin Luellen	4.5	4.5	4.5	3.0	4.5						21.0	
Team 3 Andy Krech	3.0	5.0	4.5	3.5	3.0						19.0	46.0
Matt Jones	7.0	6.5	4.5	4.0	4.0						26.0	
Team 4 Eli Hohbach	6.0	3.5	4.5	4.0	5.0						23.0	40.0
Erik Skogerson	2.0	4.5	3.0	3.0	4.5						17.0	
Team 5 Todd Parson	6.0	2.5	8.5	5.0	6.0						28.0	57.0
Ben Johns	4.5	4.5	6.0	6.0	5.0						26.0	
Team 6 Tyler Huedepohl	4.0	4.0	3.0	3.5	4.5						19.0	36.0
Kevin Brodersen	4.0	2.5	0.5	6.0	4.0						17.0	



4th Flight

2017 Spring Men's League Points

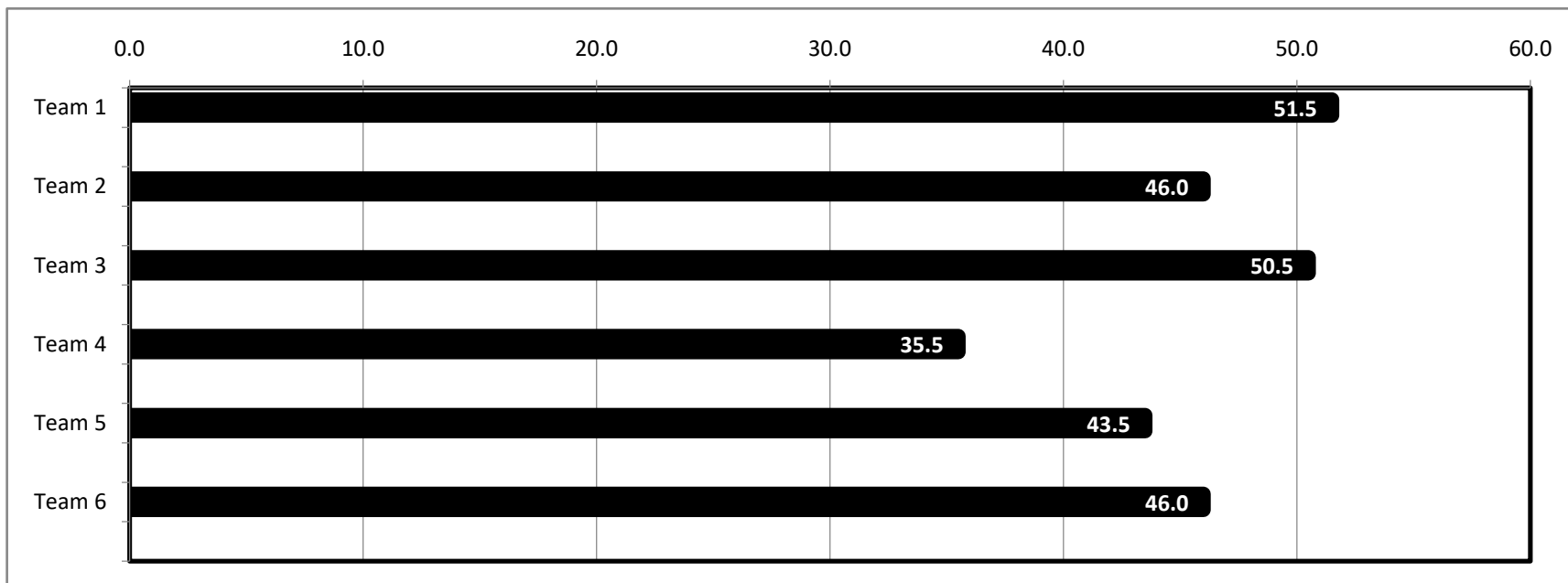
	Week 1	Week 2	Week 3	Week 4	Week 5	Week 6	Week 7	Week 8	Week 9	Week 10	Subtotal	Total
Team 1 <i>Blake Wittrock</i>	5.0	5.5	6.5	4.0	5.5	X	X	X	X	X	26.5	49.5
<i>Brian Riley</i>	4.0	5.0	5.0	2.5	4.5	X	X	X	X	X	21.0	
Team 2 <i>Pat Vaughan</i>	4.0	5.0	4.5	6.0	3.5	X	X	X	X	X	23.0	45.5
<i>Noah Johnson</i>	2.5	6.5	3.5	4.5	4.5	X	X	X	X	X	21.5	
Team 3 <i>Brian Curtin</i>	5.0	3.5	4.5	5.0	2.5	X	X	X	X	X	20.5	49.5
<i>Joe Hermann</i>	6.5	4.0	5.5	6.5	4.5	X	X	X	X	X	27.0	
Team 4 <i>Adam Hayworth</i>	4.0	4.0	2.5	5.0	3.5	X	X	X	X	X	19.0	39.0
<i>Tim Brewer</i>	2.5	2.5	4.0	8.0	2.0	X	X	X	X	X	19.0	
Team 5 <i>Brad Campbell</i>	5.0	3.5	5.5	4.0	4.5	X	X	X	X	X	22.5	44.0
<i>George Warford</i>	6.5	4.0	2.5	1.0	6.5	X	X	X	X	X	20.5	
Team 6 <i>Butch Ostrander</i>	4.0	5.5	3.5	3.0	5.5	X	X	X	X	X	21.5	51.5
<i>Lee Wahlert</i>	5.0	5.0	6.5	4.5	7.0	X	X	X	X	X	28.0	



5th Flight

2017 Spring Men's League Points

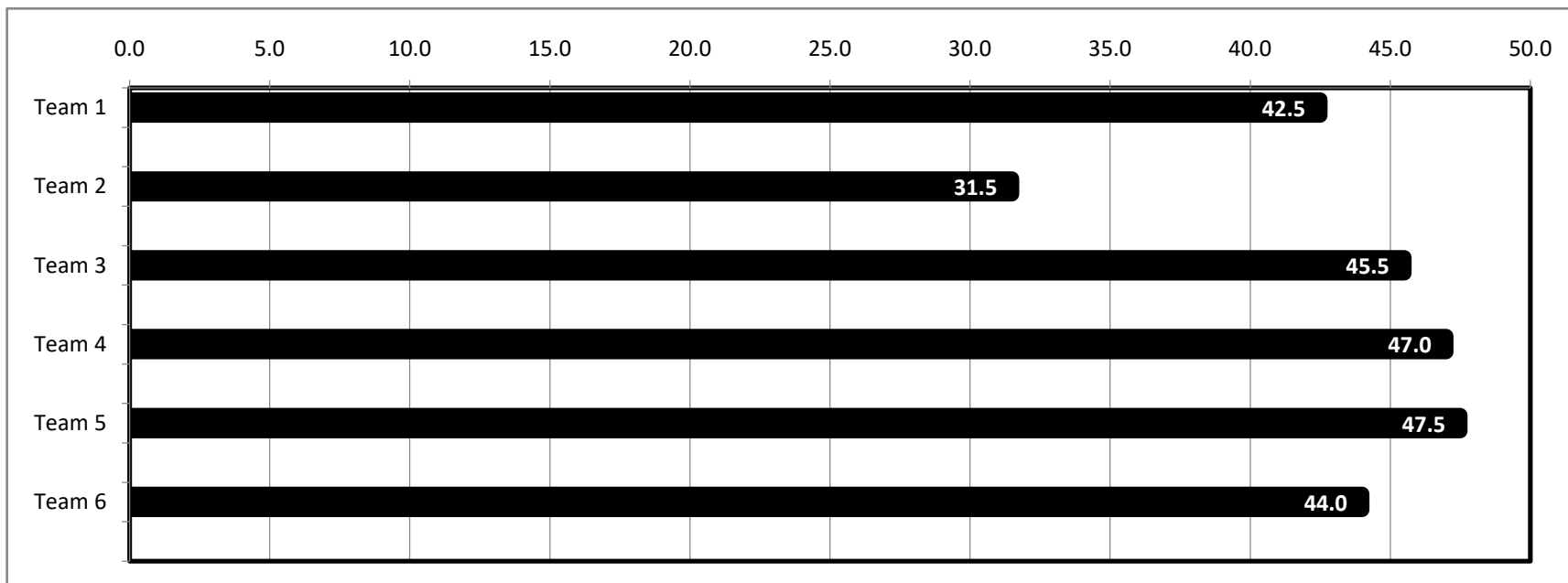
	Week 1	Week 2	Week 3	Week 4	Week 5	Week 6	Week 7	Week 8	Week 9	Week 10	Subtotal	Total
Team 1 <i>Matt Craigmile</i>	5.0	5.5	7.5	3.5	7.0						28.5	51.5
<i>Reed Johnson</i>	2.0	4.5	7.0	5.0	3.5						22.0	
Team 2 <i>Pete Sullivan</i>	6.0	5.5	4.5	3.0	5.5						24.5	46.0
<i>Chad Schwartz</i>	5.0	4.5	3.5	5.5	2.0						20.5	
Team 3 <i>Brett Jones</i>	5.5	4.0	5.5	4.0	6.0						25.0	50.5
<i>Brett Dietrich</i>	6.0	7.5	4.5	5.5	1.0						24.5	
Team 4 <i>Dick Albright</i>	3.0	3.5	1.5	2.5	5.0						15.5	35.5
<i>Fred Eby</i>	3.5	4.5	2.0	5.5	4.5						20.0	
Team 5 <i>Mark Jungman</i>	3.0	3.5	5.5	6.5	8.0						26.5	43.5
<i>Nick Paulsen</i>	4.0	4.5	2.0	3.5	3.0						17.0	
Team 6 <i>Darrell Bauman</i>	4.0	1.5	3.5	6.0	4.0						19.0	46.0
<i>Wayne Reisetter</i>	7.0	5.0	7.0	3.5	4.5						27.0	



6th Flight

2017 Spring Men's League Points

	Week 1	Week 2	Week 3	Week 4	Week 5	Week 6	Week 7	Week 8	Week 9	Week 10	Subtotal	Total
Team 1 Jake Moline	7.5	7.0	2.5	6.0	X						23.0	42.5
Mike Larson	5.0	4.5	4.5	3.5	X						17.5	
Team 2 Curtis Giesking	1.0	3.0	5.5	3.5	X						13.0	31.5
Dustin Schmelzle	5.5	4.5	4.0	3.5	X						17.5	
Team 3 Curt Wahlert	3.5	4.0	3.5	3.0	6.5						20.5	45.5
John Mears	6.5	4.0	5.0	5.5	4.0						25.0	
Team 4 Paul Budreau	5.5	6.0	6.5	4.5	4.5						27.0	47.0
Shawn Patterson	2.5	4.5	4.5	4.0	4.5						20.0	
Team 5 Sam Schumacher	8.0	2.0	6.0	4.5	2.5						23.0	47.5
Tim Burns	3.5	4.5	5.5	5.0	5.0						23.5	
Team 6 Pat White	1.5	5.0	3.0	5.5	4.5						19.5	44.0
Lee Harvey	4.0	5.0	3.5	5.5	4.5						22.5	



1st Flight 1st Place	<i>Ron Caravan</i> <i>Steve Teske</i>
1st Flight 2nd Place	<i>Drew Hill</i> <i>Ryan Riesenberg</i>
2nd Flight 1st Place	<i>Mark Weiser</i> <i>Jerry Carrico</i>
2nd Flight 2nd Place	<i>Austin Suiter</i> <i>Nathan Boyenga</i>
3rd Flight 1st Place	<i>Todd Parson</i> <i>Ben Johns</i>
3rd Flight 2nd Place	<i>Neil Berns</i> <i>Trent Johnson</i>
4th Flight 1st Place	<i>Butch Ostrander</i> <i>Lee Wahlert</i>
4th Flight 2nd Place	<i>Brian Curtin</i> <i>Joe Hermann</i>
5th Flight 1st Place	<i>Matt Craigmile</i> <i>Reed Johnson</i>
5th Flight 2nd Place	<i>Brett Jones</i> <i>Brett Dietrich</i>
6th Flight 1st Place	<i>Sam Schumacher</i> <i>Tim Burns</i>
6th Flight 2nd Place	<i>Paul Budreau</i> <i>Shawn Patterson</i>